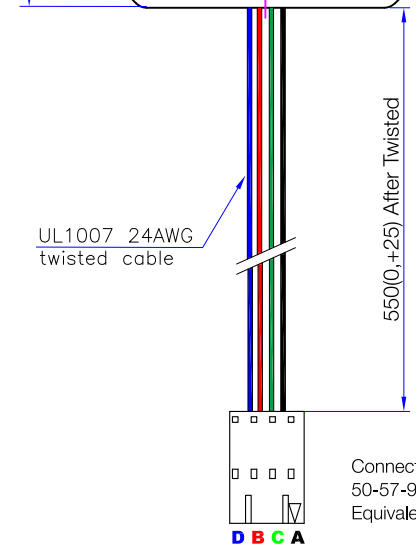
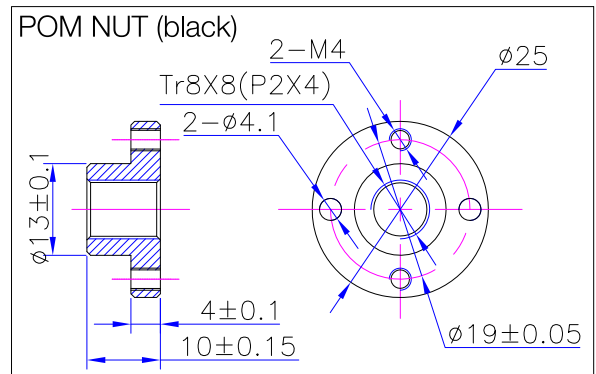
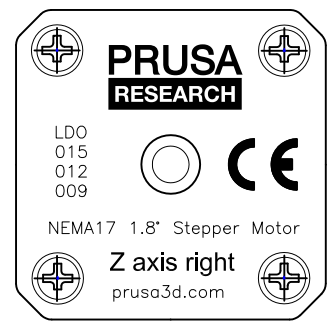
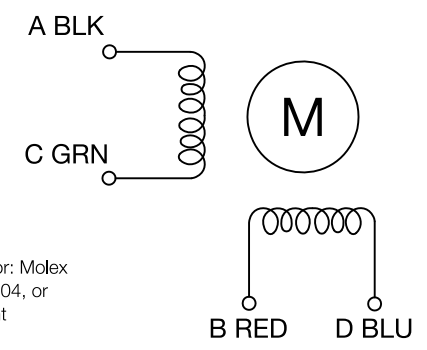


Label by laser print on back side. (printing be centered, font per printing file)



Diagram



Items	Specs	Items	Specs
Phase Number	2 phases	Step Angle	1.8° ± 0.09°/0.04mm
Rated Voltage	8 VDC	Rated Current	DC 1.0A/Phase
Resistance (20 °C)	8*(1±20%)Ohm	Inductance	9.5*(1±20%)mH
Push Force	11Kg (107.8N)	Detent Torque	20mN/m
Rotate Direction	ACBDA CW	MAX Starting PPS	≥ 1000 PPS
MAX slewing PPS	≥ 1300 PPS	Insulation Resistance	≥ 100MOhm (DC 500V)
HI POT	AC600V/1mA/1S	Insulation Class	Class B
Rotor Inertia	117 g/cm ²	Weight	0.29Kg REF.

Made by D.Z.	Revision A
Approved by J.B.	
Date 1.7.16	
Linear Stepper Motor LDO-42STH34-1004L321E(PRU-ZR)	

